

6.003: Signals and Systems

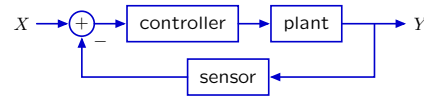
Discrete-Time Frequency Representations

April 13, 2010

Signals and/or Systems

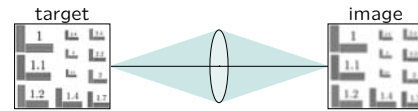
Two perspectives:

- feedback and control (focus on systems)



– Is the **system** stable?

- signal processing (focus on signals)



– Learn about target (**signal**) from the image (**signal**).

Fourier methods are especially useful in signal processing.

Historical Perspective

Broad range of CT signal-processing problems:

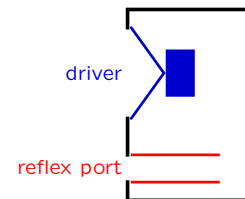
- audio
 - radio (noise/static reduction, automatic gain control, etc.)
 - telephone (equalizers, echo-suppression, etc.)
 - hi-fi (bass, treble, loudness, etc.)
- television (brightness, tint, etc.)
- radar and sonar (sensitivity, noise suppression, object detection)
- ...

Increasing important applications of DT signal processing:

- MP3
- JPEG
- MPEG
- MRI
- ...

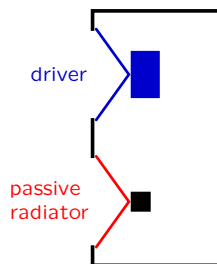
Signal Processing: Acoustical

Mechano-acoustic components to optimize frequency response of loudspeakers: e.g., “bass-reflex” system.



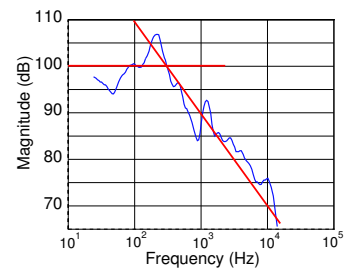
Signal Processing: Acoustico-Mechanical

Passive radiator for improved low-frequency performance.



Signal Processing: Electronic

The development of low-cost electronics enhanced our ability to alter the natural frequency responses of systems.

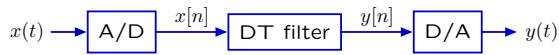


Eight drivers faced the wall; one pointed faced the listener.

Electronic “equalizer” compensates for limited frequency response.

Signal Processing

Modern audio systems process sounds digitally.



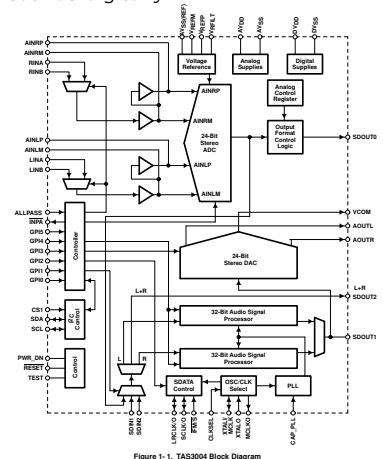
Signal Processing

Modern audio systems process sounds digitally.

Texas Instruments TAS3004

- 2 channels
- 24 bit ADC, 24 bit DAC
- 48 kHz sampling rate
- 100 MIPS
- \$7.70 (\$4.81 in bulk)

Courtesy of Texas Instruments.
Used with permission.



DT Fourier Series and Frequency Response

Today: frequency representations for DT signals and systems.

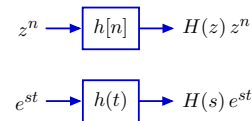
Complex Geometric Sequences

Complex geometric sequences are eigenfunctions of DT LTI systems.

Find response of DT LTI system ($h[n]$) to input $x[n] = z^n$.

$$y[n] = (h * x)[n] = \sum_{k=-\infty}^{\infty} h[k]z^{n-k} = z^n \sum_{k=-\infty}^{\infty} h[k]z^{-k} = H(z)z^n.$$

Complex geometrics (DT): analogous to complex exponentials (CT)



Rational System Functions

A system described by a linear difference equation with constant coefficients → system function that is a ratio of polynomials in z .

Example:

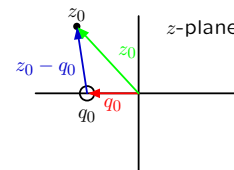
$$y[n - 2] + 3y[n - 1] + 4y[n] = 2x[n - 2] + 7x[n - 1] + 8x[n]$$

$$H(z) = \frac{2z^{-2} + 7z^{-1} + 8}{z^{-2} + 3z^{-1} + 4} = \frac{2 + 7z + 8z^2}{1 + 3z + 4z^2} \equiv \frac{N(z)}{D(z)}$$

DT Vector Diagrams

Factor the numerator and denominator of the system function to make poles and zeros explicit.

$$H(z) = K \frac{(z_0 - q_0)(z_0 - q_1)(z_0 - q_2) \cdots}{(z_0 - p_0)(z_0 - p_1)(z_0 - p_2) \cdots}$$



Each factor in the numerator/denominator corresponds to a vector from a zero/pole (here q_0) to z_0 , the point of interest in the z -plane.

Vector diagrams for DT are similar to those for CT.

DT Vector Diagrams

Value of $H(z)$ at $z = z_0$ can be determined by combining the contributions of the vectors associated with each of the poles and zeros.

$$H(z_0) = K \frac{(z_0 - q_0)(z_0 - q_1)(z_0 - q_2) \cdots}{(z_0 - p_0)(z_0 - p_1)(z_0 - p_2) \cdots}$$

The magnitude is determined by the product of the magnitudes.

$$|H(z_0)| = |K| \frac{|(z_0 - q_0)||z_0 - q_1||z_0 - q_2| \cdots}{|(z_0 - p_0)||z_0 - p_1||z_0 - p_2| \cdots}$$

The angle is determined by the sum of the angles.

$$\angle H(z_0) = \angle K + \angle(z_0 - q_0) + \angle(z_0 - q_1) + \cdots - \angle(z_0 - p_0) - \angle(z_0 - p_1) - \cdots$$

DT Frequency Response

Response to eternal sinusoids.

Let $x[n] = \cos \Omega_0 n$ (for all time):

$$x[n] = \frac{1}{2} (e^{j\Omega_0 n} + e^{-j\Omega_0 n}) = \frac{1}{2} (z_0^n + z_1^n)$$

where $z_0 = e^{j\Omega_0}$ and $z_1 = e^{-j\Omega_0}$.

The response to a sum is the sum of the responses:

$$\begin{aligned} y[n] &= \frac{1}{2} (H(z_0) z_0^n + H(z_1) z_1^n) \\ &= \frac{1}{2} (H(e^{j\Omega_0}) e^{j\Omega_0 n} + H(e^{-j\Omega_0}) e^{-j\Omega_0 n}) \end{aligned}$$

Conjugate Symmetry

For physical systems, the complex conjugate of $H(e^{j\Omega})$ is $H(e^{-j\Omega})$.

The system function is the Z transform of the unit-sample response:

$$H(z) = \sum_{n=-\infty}^{\infty} h[n] z^{-n}$$

where $h[n]$ is a real-valued function of n for physical systems.

$$H(e^{j\Omega}) = \sum_{n=-\infty}^{\infty} h[n] e^{-j\Omega n}$$

$$H(e^{-j\Omega}) = \sum_{n=-\infty}^{\infty} h[n] e^{j\Omega n} \equiv (H(e^{j\Omega}))^*$$

DT Frequency Response

Response to eternal sinusoids.

Let $x[n] = \cos \Omega_0 n$ (for all time), which can be written as

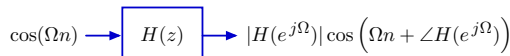
$$x[n] = \frac{1}{2} (e^{j\Omega_0 n} + e^{-j\Omega_0 n}) .$$

Then

$$\begin{aligned} y[n] &= \frac{1}{2} (H(e^{j\Omega_0}) e^{j\Omega_0 n} + H(e^{-j\Omega_0}) e^{-j\Omega_0 n}) \\ &= \text{Re} \{ H(e^{j\Omega_0}) e^{j\Omega_0 n} \} \\ &= \text{Re} \{ |H(e^{j\Omega_0})| e^{j\angle H(e^{j\Omega_0})} e^{j\Omega_0 n} \} \\ &= |H(e^{j\Omega_0})| \text{Re} \{ e^{j\Omega_0 n + j\angle H(e^{j\Omega_0})} \} \\ y[n] &= |H(e^{j\Omega_0})| \cos (\Omega_0 n + \angle H(e^{j\Omega_0})) \end{aligned}$$

Frequency Response

The magnitude and phase of the response of a system to an eternal cosine signal is the magnitude and phase of the system function evaluated on the unit circle.

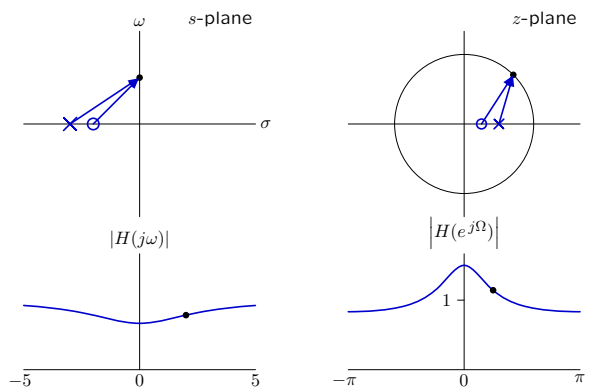


$$H(e^{j\Omega}) = H(z)|_{z=e^{j\Omega}}$$

Comparison of CT and DT Frequency Responses

CT frequency response: $H(s)$ on the imaginary axis, i.e., $s = j\omega$.

DT frequency response: $H(z)$ on the unit circle, i.e., $z = e^{j\Omega}$.



Periodicity of DT Frequency Responses

DT frequency responses are periodic functions of Ω , with period 2π .

If $\Omega_2 = \Omega_1 + 2\pi k$ where k is an integer then

$$H(e^{j\Omega_2}) = H(e^{j(\Omega_1 + 2\pi k)}) = H(e^{j\Omega_1} e^{j2\pi k}) = H(e^{j\Omega_1})$$

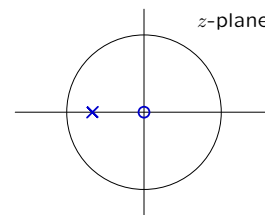
The periodicity of $H(e^{j\Omega})$ results because $H(e^{j\Omega})$ is a function of $e^{j\Omega}$, which is itself periodic in Ω . Thus DT complex exponentials have many "aliases."

$$e^{j\Omega_2} = e^{j(\Omega_1 + 2\pi k)} = e^{j\Omega_1} e^{j2\pi k} = e^{j\Omega_1}$$

Because of this aliasing, there is a "highest" DT frequency: $\Omega = \pi$.

Check Yourself

What kind of filtering corresponds to the following?



- 1. high pass
- 2. low pass
- 3. band pass
- 4. band stop (notch)
- 5. none of above

DT Fourier Series

DT Fourier series represent DT signals in terms of the amplitudes and phases of harmonic components.

$$x[n] = \sum a_k e^{jk\Omega_0 n}$$

The period N of all harmonic components is the same.

DT Fourier Series

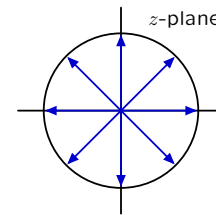
There are N distinct complex exponentials with period N .

If $e^{j\Omega n}$ is periodic in N then

$$e^{j\Omega n} = e^{j\Omega(n+N)} = e^{j\Omega n} e^{j\Omega N}$$

and $e^{j\Omega N}$ must be 1, and Ω must be one of the N^{th} roots of 1.

Example: $N = 8$

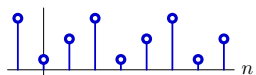


DT Fourier Series

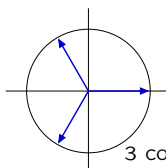
There are N distinct complex exponentials with period N .

These can be combined via Fourier series to produce periodic time signals with N independent samples.

Example: periodic in $N=3$



3 samples repeated in time

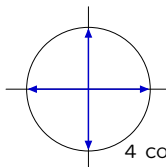


3 complex exponentials

Example: periodic in $N=4$



4 samples repeated in time



4 complex exponentials

DT Fourier Series

DT Fourier series represent DT signals in terms of the amplitudes and phases of harmonic components.

$$x[n] = x[n + N] = \sum_{k=0}^{N-1} a_k e^{jk\Omega_0 n} \quad ; \quad \Omega_0 = \frac{2\pi}{N}$$

N equations (one for each point in time n) in N unknowns (a_k).

Example: $N = 4$

$$\begin{bmatrix} x[0] \\ x[1] \\ x[2] \\ x[3] \end{bmatrix} = \begin{bmatrix} e^{j\frac{2\pi}{4}0 \cdot 0} & e^{j\frac{2\pi}{4}1 \cdot 0} & e^{j\frac{2\pi}{4}2 \cdot 0} & e^{j\frac{2\pi}{4}3 \cdot 0} \\ e^{j\frac{2\pi}{4}0 \cdot 1} & e^{j\frac{2\pi}{4}1 \cdot 1} & e^{j\frac{2\pi}{4}2 \cdot 1} & e^{j\frac{2\pi}{4}3 \cdot 1} \\ e^{j\frac{2\pi}{4}0 \cdot 2} & e^{j\frac{2\pi}{4}1 \cdot 2} & e^{j\frac{2\pi}{4}2 \cdot 2} & e^{j\frac{2\pi}{4}3 \cdot 2} \\ e^{j\frac{2\pi}{4}0 \cdot 3} & e^{j\frac{2\pi}{4}1 \cdot 3} & e^{j\frac{2\pi}{4}2 \cdot 3} & e^{j\frac{2\pi}{4}3 \cdot 3} \end{bmatrix} \begin{bmatrix} a_0 \\ a_1 \\ a_2 \\ a_3 \end{bmatrix}$$

DT Fourier Series

DT Fourier series represent DT signals in terms of the amplitudes and phases of harmonic components.

$$x[n] = x[n + N] = \sum_{k=0}^{N-1} a_k e^{jk\Omega_0 n} \quad ; \quad \Omega_0 = \frac{2\pi}{N}$$

N equations (one for each point in time n) in n unknowns (a_k).

Example: $N = 4$

$$\begin{bmatrix} x[0] \\ x[1] \\ x[2] \\ x[3] \end{bmatrix} = \begin{bmatrix} 1 & 1 & 1 & 1 \\ 1 & j & -1 & -j \\ 1 & -1 & 1 & -1 \\ 1 & -j & -1 & j \end{bmatrix} \begin{bmatrix} a_0 \\ a_1 \\ a_2 \\ a_3 \end{bmatrix}$$

DT Fourier Series

Solving these equations is simple because these complex exponentials are orthogonal to each other.

$$\begin{aligned} \sum_{n=0}^{N-1} e^{j\Omega_0 kn} e^{-j\Omega_0 ln} &= \sum_{n=0}^{N-1} e^{j\Omega_0 (k-l)n} \\ &= \begin{cases} N & ; k = l \\ \frac{1 - e^{j\Omega_0 (k-l)N}}{1 - e^{j\Omega_0 (k-l)}} = 0 & ; k \neq l \end{cases} \\ &= N\delta[k - l] \end{aligned}$$

DT Fourier Series

We can use the orthogonality property of these complex exponentials to sift out the Fourier series coefficients, one at a time.

$$\text{Assume } x[n] = \sum_{k=0}^{N-1} a_k e^{jk\Omega_0 n}$$

Multiply both sides by the complex conjugate of the l^{th} harmonic, and sum over time.

$$\begin{aligned} \sum_{n=0}^{N-1} x[n] e^{-jl\Omega_0 n} &= \sum_{n=0}^{N-1} \sum_{k=0}^{N-1} a_k e^{jk\Omega_0 n} e^{-jl\Omega_0 n} = \sum_{k=0}^{N-1} a_k \sum_{n=0}^{N-1} e^{jk\Omega_0 n} e^{-jl\Omega_0 n} \\ &= \sum_{k=0}^{N-1} a_k N\delta[k - l] = Na_l \end{aligned}$$

$$a_k = \frac{1}{N} \sum_{n=0}^{N-1} x[n] e^{-jk\Omega_0 n}$$

DT Fourier Series

Since both $x[n]$ and a_k are periodic in N , the sums can be taken over any N successive indices.

Notation. If $f[n]$ is periodic in N , then

$$\sum_{n=0}^{N-1} f[n] = \sum_{n=1}^N f[n] = \sum_{n=2}^{N+1} f[n] = \dots = \sum_{n=\langle N \rangle} f[n]$$

DT Fourier Series

$$a_k = a_{k+N} = \frac{1}{N} \sum_{n=\langle N \rangle} x[n] e^{-j\Omega_0 n} \quad ; \quad \Omega_0 = \frac{2\pi}{N} \quad (\text{"analysis" equation})$$

$$x[n] = x[n + N] = \sum_{k=\langle N \rangle} a_k e^{jk\Omega_0 n} \quad (\text{"synthesis" equation})$$

DT Fourier Series

DT Fourier series have simple matrix interpretations.

$$x[n] = x[n + 4] = \sum_{k=\langle 4 \rangle} a_k e^{jk\Omega_0 n} = \sum_{k=\langle 4 \rangle} a_k e^{jk\frac{2\pi}{4}n} = \sum_{k=\langle 4 \rangle} a_k j^{kn}$$

$$\begin{bmatrix} x[0] \\ x[1] \\ x[2] \\ x[3] \end{bmatrix} = \begin{bmatrix} 1 & 1 & 1 & 1 \\ 1 & j & -1 & -j \\ 1 & -1 & 1 & -1 \\ 1 & -j & -1 & j \end{bmatrix} \begin{bmatrix} a_0 \\ a_1 \\ a_2 \\ a_3 \end{bmatrix}$$

$$a_k = a_{k+4} = \frac{1}{4} \sum_{n=\langle 4 \rangle} x[n] e^{-jk\Omega_0 n} = \frac{1}{4} \sum_{n=\langle 4 \rangle} e^{-jk\frac{2\pi}{4}n} = \frac{1}{4} \sum_{n=\langle 4 \rangle} x[n] j^{-kn}$$

$$\begin{bmatrix} a_0 \\ a_1 \\ a_2 \\ a_3 \end{bmatrix} = \begin{bmatrix} 1 & 1 & 1 & 1 \\ 1 & -j & -1 & j \\ 1 & -1 & 1 & -1 \\ 1 & j & -1 & -j \end{bmatrix} \begin{bmatrix} x[0] \\ x[1] \\ x[2] \\ x[3] \end{bmatrix}$$

These matrices are inverses of each other.

Discrete-Time Frequency Representations

Similarities and differences between CT and DT.

DT frequency response

- vector diagrams (similar to CT)
- frequency response on unit circle in z -plane ($j\omega$ axis in CT)

DT Fourier series

- represent signal as sum of harmonics (similar to CT)
- finite number of periodic harmonics (unlike CT)
- finite sum (unlike CT)

MIT OpenCourseWare
<http://ocw.mit.edu>

6.003 Signals and Systems
Spring 2010

For information about citing these materials or our Terms of Use, visit: <http://ocw.mit.edu/terms>.