

Code No:151AG

JAWAHARLAL NEHRU TECHNOLOGICAL UNIVERSITY, HYDERABAD

B.Tech I Year I Semester Examinations, December - 2018

BASIC ELECTRICAL ENGINEERING
(Common to EEE, CSE, IT)

Max. Marks: 75

Time: 3 hours

Note: This question paper contains two parts A and B. Part A is compulsory which carries 25 marks. Answer all questions in Part A. Part B consists of 5 Units. Answer any one full question from each unit. Each question carries 10 marks and may have a, b, c as sub questions.

PART - A

(25 Marks)

- 1.a) Define linear and non linear elements. [2]
- b) What is complex power? [2]
- c) What is meant by equivalent resistance of a 1- Φ transformer when referred to primary? [2]
- d) Write the merits and demerits of slip-ring induction motor. [2]
- e) What is MCB? [2]
- f) Five 2V cells, each having an internal resistance of 0.2Ω are connected in series to a load of resistance 14Ω . Find the current flowing in the circuit. [3]
- g) What is phase difference? Explain. [3]
- h) Write different types of losses in transformers. [3]
- i) What is the necessity of starter in starting of a 3- Φ Induction motor? [3]
- j) What is the necessity of earthing in domestic buildings? [3]

PART - B

(50 Marks)

- 2.a) Explain about different types of sources.
- b) Calculate the power absorbed by each component in the circuit shown in figure 1. [5+5]

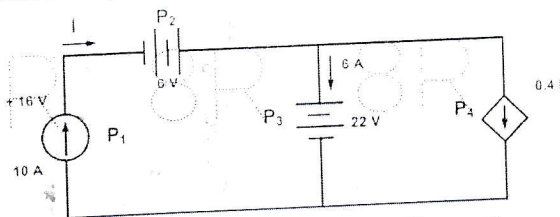


Figure 1

OR

- 3.a) State and explain Thevenin's theorem.
- b) In the circuit shown in figure 2, determine 'V' using Thevenin's theorem. [5+5]

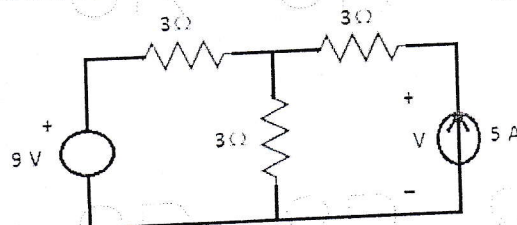


Figure 2

- 4.a) Compute the average value of square wave form shown in below figure 3.

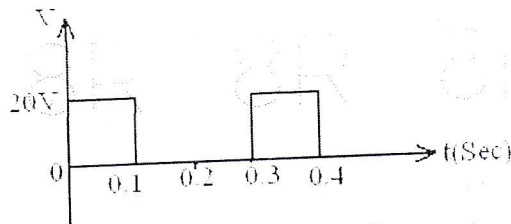


Figure 3

- b) A coil takes a current of 1 A at 0.6 lagging power factor from a 220 V, 60 Hz single phase source. If the coil is modeled by a series RL circuit, find i) The complex power in the coil and ii) The values of R and L. [5+5]

OR

- 5.a) Derive the expression for RMS value of alternating current wave $I = I_m \sin \omega t$.
 b) Derive the relation between phase and line voltages and currents in balanced three phase star connection. [5+5]

- 6.a) Explain regulation of a transformer with phasor diagrams.
 b) Derive the condition for maximum efficiency in a single phase transformer. [5+5]

OR

- 7.a) Explain the operation of an auto transformer with a neat diagram.
 b) What are the advantages of 3-phase Transformers? [5+5]

- 8.a) Explain the speed control of 3- Φ induction motor using Rotor resistance control.
 b) Sketch the Torque-slip characteristics of Induction motor and explain. [5+5]

OR

- 9.a) Explain the principle of production of rotating magnetic field in a 3-phase induction Motor.
 b) Derive the condition for maximum torque under running condition of 3-phase Induction Motor. [5+5]

- 10.a) What is ELCB? Explain the working principle of ELCB. [5+5]
 b) Mention advantages and disadvantages of ELCB.

OR

- 11.a) What are the different types of wires and cables? Explain. [5+5]
 b) Give applications of the primary and secondary batteries.