

Code No: R05220102

**R05**

**Set No. 2**

**II B.Tech II Semester Examinations, April/May 2012**  
**BUILDING PLANNING AND CONSTRUCTION MANAGEMENT**  
**Civil Engineering**

**Time: 3 hours**

**Max Marks: 80**

**Answer any FIVE Questions**  
**All Questions carry equal marks**

\*\*\*\*\*

1. (a) What is the reason that square rooms are generally not preferred?  
(b) What is the minimum size of drawing room, dining room, kitchen, drawing cum living rooms?  
(c) What is the minimum of doors and windows that should be provided in a room and what are the common sizes of these openings. Write a note on the location of doors and windows. [4+6+6]
2. Write short notes on any two of the following:
  - (a) Cranes
  - (b) Drag line
  - (c) Clam shell. [16]
3. How the size of the truck is selected for any construction work. [16]
4. Write short notes on:
  - (a) Stabilization agent
  - (b) Geotechnical materials
  - (c) Different ways of applying energy for compacting soil. [16]
5. The network for a certain project is shown figure 6, if the scheduled time of completion of project is 38 days, determine the slack for each event and also find the critical path. What is the probability of completion the project is 38 days? Use the following normal distribution table:

Probability Factor	Probability
1.0	84.13
1.5	93.32
2.0	97.72
2.5	99.38

[16]

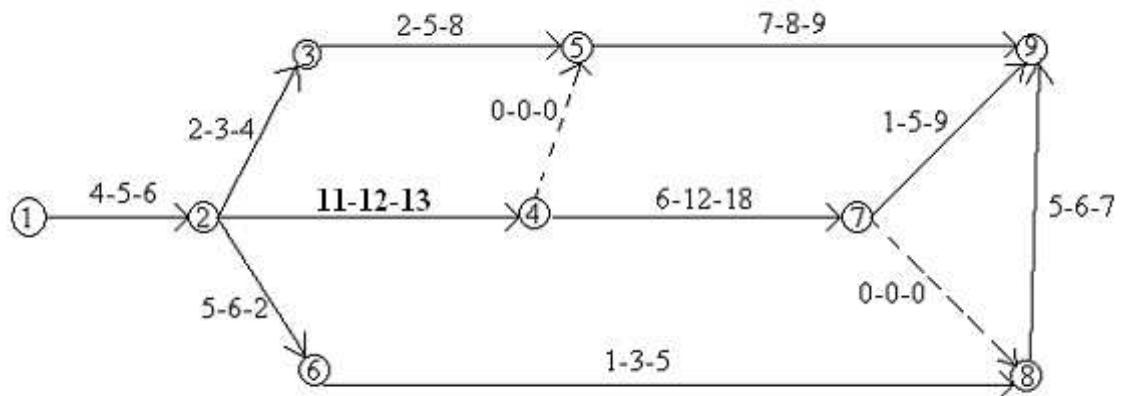


Figure 6

6. Design a small scale industrial building for the following minimum requirements in Ground floor only.
- Receptionist room and attached waiting room - 1 No. - 20sqm.
  - General Manager room with attached toilet - 1 No - 18 sqm.
  - Manager's room - 2 Nos - 12 sqm each.
  - Main production Area -Two halls with total area of 700 sqm.
  - Board room with attached toilet - 30 sqm.
  - Staff change room - 2 Nos - 10 sqm. each.
  - Recreation room with Indoor games - 40 sqm.
  - Cafeteria - 30 Sqm.
  - Office to accommodate 10 members - 80 sqm.
  - Power room - 20 sqm.
  - Tool room - 25 sqm.
  - Store room - 100 sqm. [16]
7. What do you understand by layout plan and floor plan? What are the elements that should be shown on each of these? [6+10]
8. Discuss the aspects to be considered for accelerating project completion time.[16]

\*\*\*\*\*

Code No: R05220102

**R05**

**Set No. 4**

**II B.Tech II Semester Examinations, April/May 2012**  
**BUILDING PLANNING AND CONSTRUCTION MANAGEMENT**  
**Civil Engineering**

**Time: 3 hours**

**Max Marks: 80**

**Answer any FIVE Questions**  
**All Questions carry equal marks**

\*\*\*\*\*

1. Design a small scale industrial building for the following minimum requirements in Ground floor only.

- (a) Receptionist room and attached waiting room - 1 No. - 20sqm.
- (b) General Manager room with attached toilet - 1 No - 18 sqm.
- (c) Manager's room - 2 Nos - 12 sqm each.
- (d) Main production Area -Two halls with total area of 700 sqm.
- (e) Board room with attached toilet - 30 sqm.
- (f) Staff change room - 2 Nos - 10 sqm. each.
- (g) Recreation room with Indoor games - 40 sqm.
- (h) Cafeteria - 30 Sqm.
- (i) Office to accommodate 10 members - 80 sqm.
- (j) Power room - 20 sqm.
- (k) Tool room - 25 sqm.
- (l) Store room - 100 sqm.

[16]

2. The network for a certain project is shown figure 6, if the scheduled time of completion of project is 38 days, determine the slack for each event and also find the critical path. What is the probability of completion the project is 38 days? Use the following normal distribution table:

Probability Factor	Probability
1.0	84.13
1.5	93.32
2.0	97.72
2.5	99.38

[16]

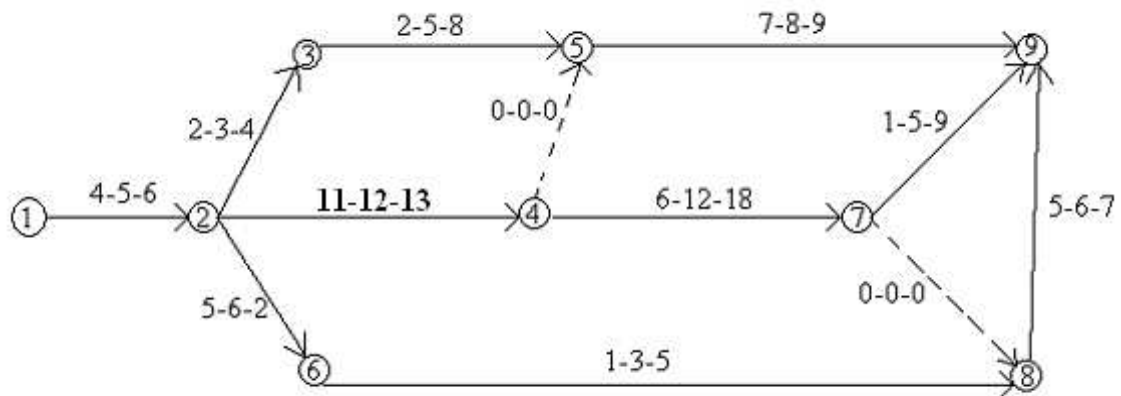


Figure 6

3. Write short notes on:
- Stabilization agent
  - Geotechnical materials
  - Different ways of applying energy for compacting soil. [16]
4. Discuss the aspects to be considered for accelerating project completion time. [16]
5. What do you understand by layout plan and floor plan? What are the elements that should be shown on each of these? [6+10]
6. How the size of the truck is selected for any construction work. [16]
7. Write short notes on any two of the following:
- Cranes
  - Drag line
  - Clam shell. [16]
8. (a) What is the reason that square rooms are generally not preferred?
- (b) What is the minimum size of drawing room, dining room, kitchen, drawing cum living rooms?
- (c) What is the minimum of doors and windows that should be provided in a room and what are the common sizes of these openings. Write a note on the location of doors and windows. [4+6+6]

\*\*\*\*\*

**II B.Tech II Semester Examinations, April/May 2012**  
**BUILDING PLANNING AND CONSTRUCTION MANAGEMENT**  
**Civil Engineering**

Time: 3 hours

Max Marks: 80

Answer any FIVE Questions  
 All Questions carry equal marks

\*\*\*\*\*

1. (a) What is the reason that square rooms are generally not preferred?  
 (b) What is the minimum size of drawing room, dining room, kitchen, drawing cum living rooms?  
 (c) What is the minimum of doors and windows that should be provided in a room and what are the common sizes of these openings. Write a note on the location of doors and windows. [4+6+6]
2. The network for a certain project is shown figure 6, if the scheduled time of completion of project is 38 days, determine the slack for each event and also find the critical path. What is the probability of completion the project is 38 days? Use the following normal distribution table:

Probability Factor	Probability
1.0	84.13
1.5	93.32
2.0	97.72
2.5	99.38

[16]

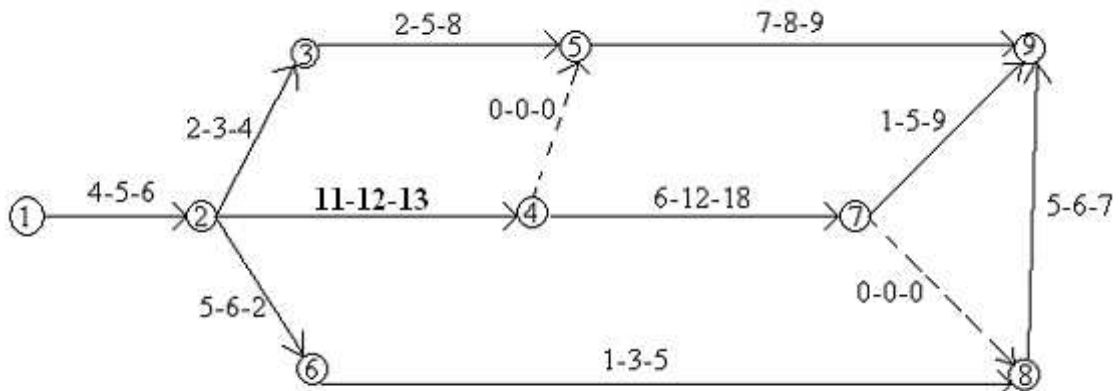


Figure 6

3. What do you understand by layout plan and floor plan? What are the elements that should be shown on each of these? [6+10]
4. How the size of the truck is selected for any construction work. [16]
5. Design a small scale industrial building for the following minimum requirements in Ground floor only.

- (a) Receptionist room and attached waiting room - 1 No. - 20sqm.
- (b) General Manager room with attached toilet - 1 No - 18 sqm.
- (c) Manager's room - 2 Nos - 12 sqm each.
- (d) Main production Area -Two halls with total area of 700 sqm.
- (e) Board room with attached toilet - 30 sqm.
- (f) Staff change room - 2 Nos - 10 sqm. each.
- (g) Recreation room with Indoor games - 40 sqm.
- (h) Cafeteria - 30 Sqm.
- (i) Office to accommodate 10 members - 80 sqm.
- (j) Power room - 20 sqm.
- (k) Tool room - 25 sqm.
- (l) Store room - 100 sqm. [16]

6. Write short notes on:

- (a) Stabilization agent
- (b) Geotechnical materials
- (c) Different ways of applying energy for compacting soil. [16]

7. Write short notes on any two of the following:

- (a) Cranes
- (b) Drag line
- (c) Clam shell. [16]

8. Discuss the aspects to be considered for accelerating project completion time.[16]

\*\*\*\*\*

**II B.Tech II Semester Examinations, April/May 2012**  
**BUILDING PLANNING AND CONSTRUCTION MANAGEMENT**  
**Civil Engineering**

**Time: 3 hours**

**Max Marks: 80**

**Answer any FIVE Questions**  
**All Questions carry equal marks**

\*\*\*\*\*

1. (a) What is the reason that square rooms are generally not preferred?  
(b) What is the minimum size of drawing room, dining room, kitchen, drawing cum living rooms?  
(c) What is the minimum of doors and windows that should be provided in a room and what are the common sizes of these openings. Write a note on the location of doors and windows. [4+6+6]
2. Design a small scale industrial building for the following minimum requirements in Ground floor only.
  - (a) Receptionist room and attached waiting room - 1 No. - 20sqm.
  - (b) General Manager room with attached toilet - 1 No - 18 sqm.
  - (c) Manager's room - 2 Nos - 12 sqm each.
  - (d) Main production Area -Two halls with total area of 700 sqm.
  - (e) Board room with attached toilet - 30 sqm.
  - (f) Staff change room - 2 Nos - 10 sqm. each.
  - (g) Recreation room with Indoor games - 40 sqm.
  - (h) Cafeteria - 30 Sqm.
  - (i) Office to accommodate 10 members - 80 sqm.
  - (j) Power room - 20 sqm.
  - (k) Tool room - 25 sqm.
  - (l) Store room - 100 sqm. [16]
3. Discuss the aspects to be considered for accelerating project completion time. [16]
4. Write short notes on:
  - (a) Stabilization agent
  - (b) Geotechnical materials
  - (c) Different ways of applying energy for compacting soil. [16]
5. Write short notes on any two of the following:
  - (a) Cranes
  - (b) Drag line

(c) Clam shell. [16]

6. The network for a certain project is shown figure 6, if the scheduled time of completion of project is 38 days, determine the slack for each event and also find the critical path. What is the probability of completion the project is 38 days? Use the following normal distribution table:

Probability Factor	Probability
1.0	84.13
1.5	93.32
2.0	97.72
2.5	99.38

[16]

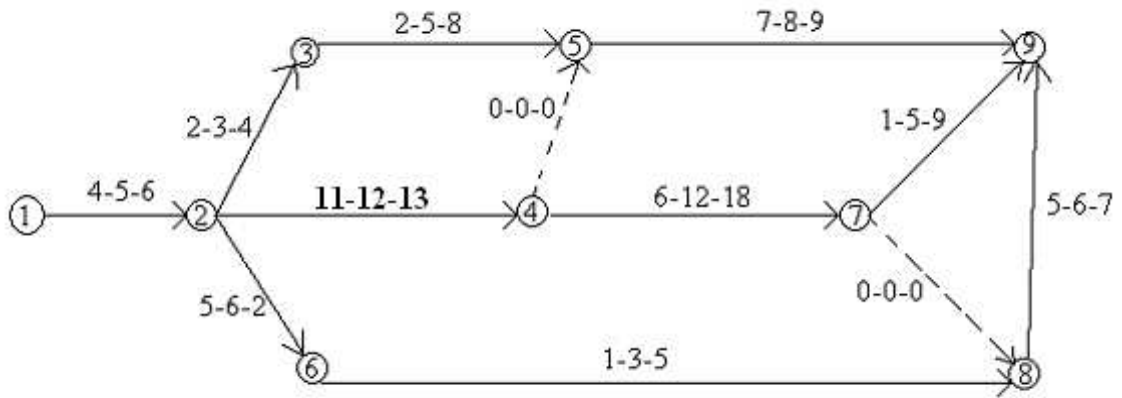


Figure 6

7. What do you understand by layout plan and floor plan? What are the elements that should be shown on each of these? [6+10]
8. How the size of the truck is selected for any construction work. [16]

\*\*\*\*\*